

KENWOOD

TM-D700A

DATA COMMUNICATOR

144/440MHz FM Dual Bander

One of the greatest pleasures of exploration is being able to communicate each new discovery. And Kenwood's TM-D700A Data Communicator allows you to do just that. This FM dual-band mobile transceiver harnesses APRS®, GPS and SSTV technologies to provide world-class communications for the Great Outdoors.



Just as the Internet has ushered in a new era of computing, **APRS**[®] has added a new dimension to radio communications. And you can experience it all with Kenwood's new TM-D700A.

As smart as Kenwood's new TM-D700A is – with its extra-large amber & black display (reversible) – it is even smarter inside. This new-generation mobile transceiver features a built-in TNC to offer a wide range of data communications options, including simple packet operation using the AX.25 protocol. You can even send and receive SSTV images (using Kenwood's VC-H1). But above all the TM-D700A is fully equipped to make the most of APRS[®] – the Automatic Packet/Position Reporting System.

If you are new to APRS[®], prepare to be surprised. Using Ham radio packet communications network software developed in 1992 by Bob Bruninga (WB4APR), you can use your desktop or laptop computer to provide a colorful map display of other APRS[®] operators in your area. You can not only see where they are and where they are going, but also exchange text messages with them. Not surprisingly, there are now thousands of users in the US alone, and through the Internet you can even check operations in areas far beyond the range of your own equipment. APRS[®] is a worldwide phenomenon that is rapidly gaining popularity. But what makes the Data Communicator so special is that it enables APRS[®] operation without requiring a computer.

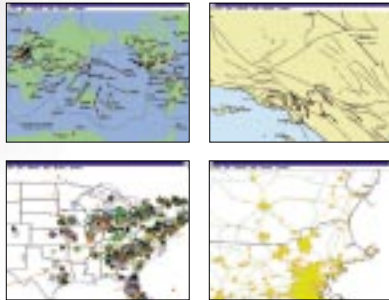




APRS®

(Automatic Packet/Position Reporting System)

The TM-D700A has everything you need to explore the exciting possibilities of APRS® — and you don't even have to own a computer. If you know your current position, you can manually input latitude and longitude data for transmission to other members of your group or to anyone using APRS®. Of course, a GPS unit will do this for you automatically, and ensure accuracy. When you receive a friend's coordinates, you can display his latitude/longitude, direction and distance on your own Data Communicator. Like all of the best ideas, in both conception and execution APRS® is beautiful in its simplicity.



■ Positional/directional data

With an NMEA-0183 compatible GPS receiver you can transmit your exact position for automatic calculation of distance, current speed and heading. Any of the last 4 digits can be masked for variable "position ambiguity" if you wish to limit accuracy. You can also limit your own APRS® reception from a maximum range of 2,500 miles to just 10 miles.

■ Unprotocol

When you need to focus, this function allows you to control what data you receive. Choose all calls, special (events), or alternate net (group code).

■ Versatile messaging

Transmission of position data can be accompanied by position comments (15 selectable settings), 5 programmable status texts (up to 28 characters), icons, and bulletins. For added messaging flexibility, individual alpha messages (up to 64 characters) can also be sent. Internal memory can store up to 16 transmitted/received messages.

■ Station list

Received APRS® data can be stored in up to 40 memory channels for listing on the LCD display. You can pick any one to see full details of a station's status (fixed, moving, weather, etc.), as well as its position and heading.

■ Grid square locator

■ TX interval (0.2/0.5/1/2/3/5/10/20/30 min.)

■ Packet path selection with Digipeat

■ Weather station & Power Height Gain (PHG) data reception

■ Digipeat function capability

■ Auto Message Reply

■ Audible APRS® message receive (call sign) notification (requires VS-3)

■ Waypoint position data output



TM-D700A +

VC-H1 (Visual Communicator)

The Kenwood VC-H1 Visual Communicator, which combines an image-scan converter and CCD camera in a compact battery-operated unit, makes it easy to receive and transmit color pictures — whether a majestic mountain panorama or just a self-portrait. Simply connect the VC-H1 to your TM-D700A to start sending and receiving color images over the air.



■ Image memory (VC-H1)

Up to 10 pictures can be stored in memory. This allows you to compare and pick the best shot to send. You can also store incoming pictures and protect them from unintentional deletion.


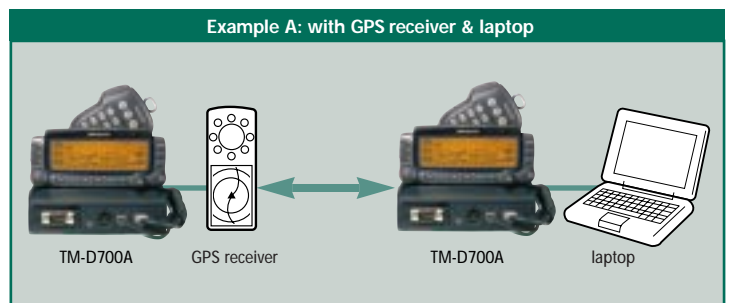
■ Fast FM mode compatibility (VC-H1)

This high-speed transmission mode lets you send an image in 14 seconds (approx.).

■ SSTV transmission mode selection (VC-H1)

You can select either Robot 36 or Fast FM mode.

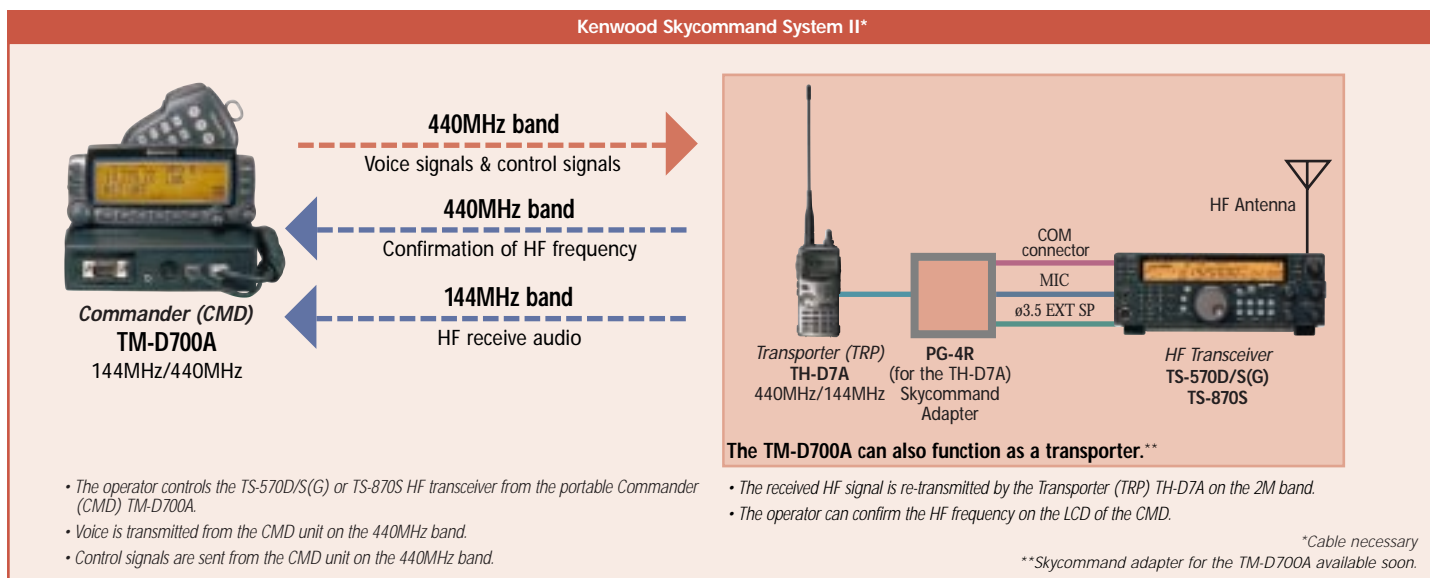
■ Simultaneous reception of voice & image transmissions (VC-H1)



Kenwood Skycommand System (KSS) II

Thanks to Kenwood Skycommand System (KSS) II, you can be mobile and yet enjoy full access to the HF transceiver back home in your shack. All you need to do is hook up the Transporter (a TH-D7A, or TM-D700A for example) to your TS-570D/S(G) or TS-870S HF transceiver. You can then use your TM-D700A as the Commander, transmitting control signals to the Transporter, which also relays your voice to the HF radio. In return, HF signals are transmitted back to the Commander.

This system allows you to transmit and receive HF signals, set frequencies (with LCD confirmation), switch memory channels, and much more — all from your mobile transceiver. Kenwood Skycommand II enables full-duplex operation with access to such HF functions as XIT/RXT, mode switching (USB, FM, etc.), split-frequency operations on/off, memory shift, and frequency step selection. In addition, once every 10 minutes, the Transporter (TH-D7A) will send out its pre-programmed call sign via CW.



Other Features

- (excluding cellular blocked + frequencies)
- Built-in 1200/9600bps TNC compliant with AX.25 protocol
- Detachable panel with extra-large (188 x 54 dots) backlit LCD & multifunction key display
- Key operation announcement with optional VS-3 voice synthesizer
Individual characters of call signs are announced one at a time upon reception of an APRS transmission; in addition, messages beginning with a % mark are also announced.
- Dual receive on same band for voice & data (two frequencies simultaneously)
- Advanced Intercept Point (VHF band)
- 200 memory channels with 8-character memory name input
- 2 call channel memory capacity
- Programmable memory (PM) available for selection/storage of 5 operation profiles
- Up to 10 programmable memory scan banks
- Built-in CTCSS (38 EIA-standard subtone frequencies) and 1750Hz tone burst
- DCS (Digital Code Squelch) with 104 selectable codes
- DX cluster monitoring (using built-in TNC)
- DTMF memory (10 channels, 16 digits)
- DTMF remote control
- Cross-band & fixed-band repeater operation
- 10-channel program scan
- DCS code scan, TONE, CTCSS scan
- AM/FM switch
- Visual band scope (Visual Scan)
- Mute function
- MCP memory control
The transceiver can be connected to a PC with appropriate software for control of memory settings (MCP).

Optional Accessories

VC-H1
Interactive Visual Communicator

SP-50B
External speaker

PG-4X
Extension cable kit

PG-3B
Noise filter

PG-4T
Connection cable (for the VC-H1)

PG-2N
DC cable

MJ-88
Microphone plug adapter

MJ-89
Modular plug microphone switch

PS-40
Switching DC power supply

MC-53DM
Multi-function microphone with DTMF (supplied)

PG-5A
Data cable

MC-80
Standing microphone (requires MJ-88)

VS-3
Voice Synthesizer Unit

Not all products are available in all markets.

Specifications

TM-D700A

GENERAL

Frequency Range		
VHF Band	TX:	144 ~ 148 MHz
	RX:	118 ~ 470 MHz
	TX (SUB UHF):	438 ~ 450 MHz
UHF Band	TX:	430 ~ 450 MHz
	RX:	136 ~ 175 MHz
		300 ~ 524 MHz
		800 ~ 1300 MHz
	TX (SUB VHF):	144 ~ 148 MHz (excluding cellular +frequencies)
Mode	F1D, F2D, F3E, A3E (VHF Band)	
Operating Temperature Range	-4° ~ +140° F (-20° ~ +60° C)	
Frequency Stability	± 5ppm (+14° ~ +122° F) (-10° ~ +50° C)	
Antenna Impedance	50 Ω	
Power Requirement	DC 13.8 V ±15% (minus)	
Current Drain (approx.)		
Transmit		
HI	50 W (VHF), 35 W (UHF)	Less than 11.5 A (VHF), 10.0 A (UHF)
MID	10 W	Less than 5.5 A (VHF), 6.5 A (UHF)
LOW	5 W	Less than 4.0 A (VHF), 5.0 A (UHF)
Receive		Less than 1.0 A (VHF/UHF)
Dimensions (W x H x D)		
[Body: projections not included]		5.51 x 1.58 x 7.68 inch (140 x 40 x 195 mm)
[Panel: projections not included]		5.51 x 2.36 x 1.31 inch (140 x 60 x 33.3 mm)
Weight		
[Body]		Approx. 2.6 lbs. (1.2 kg)
[Panel]		Approx. 0.4 lbs. (180 g)

TRANSMITTER

RF Output Power		
HI	50 W (VHF), 35 W (UHF)	
MID	Approx. 10 W (VHF/UHF)	
LOW	Approx. 5 W (VHF/UHF)	
Modulation	Reactance modulation	
Maximum Frequency Deviation	Less than ±5 kHz	
Spurious Radiation	Less than -60 dB	
Modulation Distortion	Less than 3% (300 Hz ~ 3 kHz)	
Microphone Impedance	600 Ω	

RECEIVER

Circuitry	Double Super Heterodyne	
Intermediate Frequency		
1 st IF	38.85 MHz (VHF), 45.05 MHz (UHF)	
2 nd IF	450 kHz (VHF), 455 kHz (UHF)	
Sensitivity (12 dB SINAD)	Less than 0.16 μV (VHF/UHF)	
Squelch Sensitivity	Less than 0.1 μV (VHF/UHF)	
Selectivity		
-6 dB	More than 12 kHz	
-40 dB	Less than 28 kHz	

TERMINAL INTERFACES

TNC	AX.25: Level 2, Version 2.0 (1200/9600bps)
PC	RS-232C (9600/19200/38400/57600bps)
GPS	NMEA: RS-422 (4800bps) NMEA 96: RS-232C (9600bps)

Kenwood follows a policy of continuous advancement in development. For this reason specifications may be changed without notice. These specifications are guaranteed for Amateur Bands only.



ISO 9001
JQA-1205

Communications Equipment Division
Kenwood Corporation
ISO9001 certification

KENWOOD CORPORATION

14-6, 1-chome, Dogenzaka, Shibuya-ku, Tokyo 150-8501, Japan
KENWOOD COMMUNICATIONS CORPORATION
 AMATEUR RADIO PRODUCTS GROUP
 P.O. Box 22745, 2201 East Dominguez St., Long Beach, CA 90801-5745, U.S.A.
KENWOOD ELECTRONICS CANADA INC.
 6070 Kestrel Road, Mississauga, Ontario, Canada L5T 1S8